

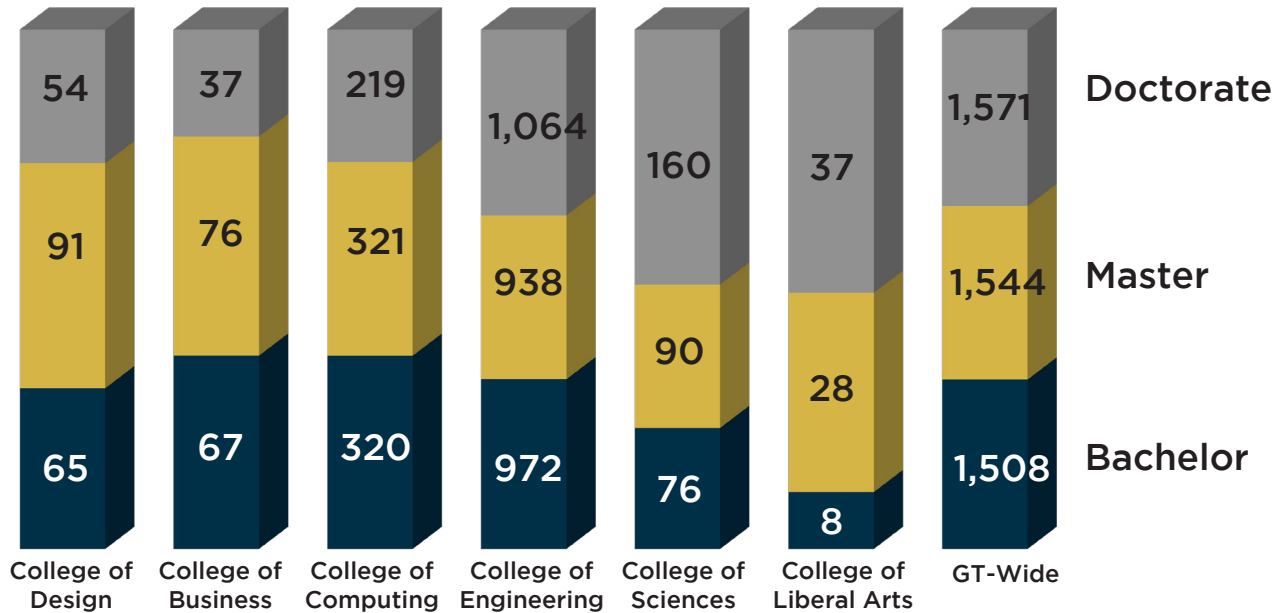


# INTERNATIONAL ACTIVITY REPORT 2015-16

## International Students and Scholars



### F & J Visa Holders




## 53%

Increase in J-1 international scholars teaching or doing research at Georgia Tech, compared to five years ago.

## #1

Georgia Tech hosts the largest number of international students in Georgia and ranks 30th nationally, among doctorate-granting universities. These students contribute \$160.7 million to the Georgia economy, supporting 2,758 jobs.



### Nationalities of GT International Students

- China
- India
- South Korea
- France
- Taiwan
- Iran
- Turkey
- ...and 113 more

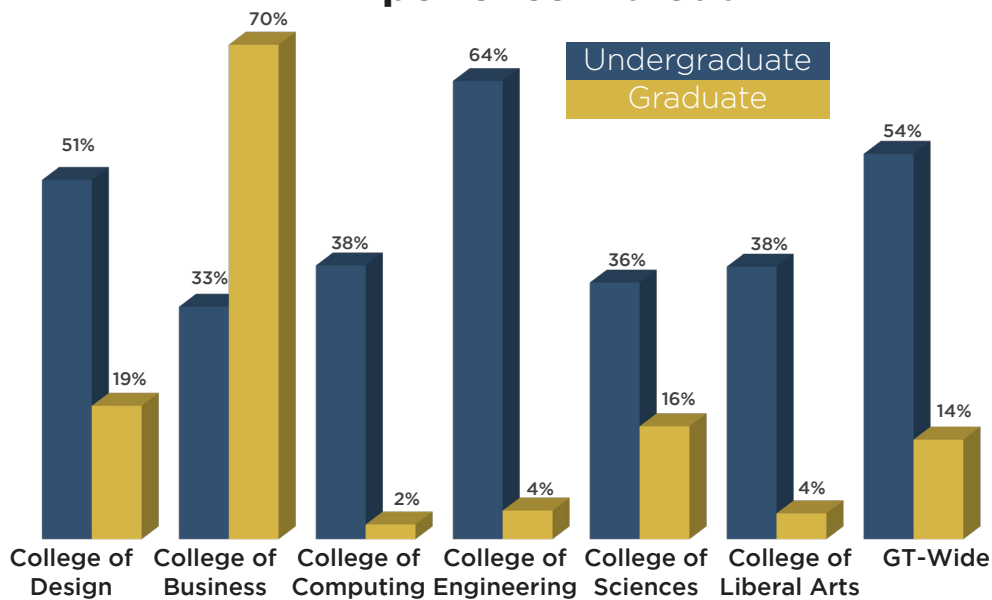


# GEORGIA TECH INTERNATIONAL ACTIVITY REPORT 2015-16

Education Abroad



## Students Graduating with an Experience Abroad



### 39%

Growth in participation in the Global Internship Program (formerly Work Abroad) in one academic year, from 109 to 151 students.

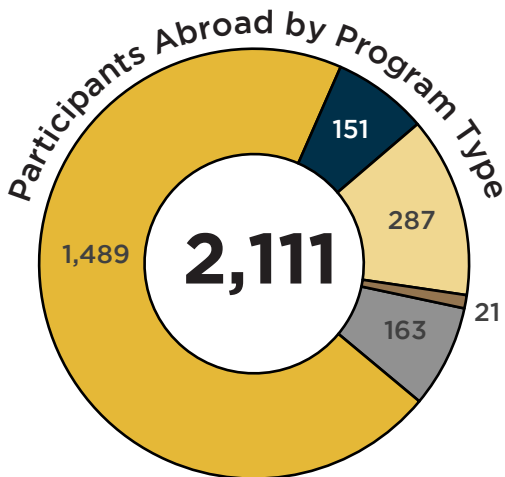

### #1

Georgia Tech has the highest percentage of undergraduate participation in study abroad in Georgia and ranks 24th nationally, among doctorate-granting universities.

### 98%

Six-year graduation rate for Georgia Tech students that participate in an international experience. The standard six-year rate is 85% for GT students.

### Locations for GT Experiences Abroad



- Faculty-Led
- Internships Abroad
- Academic Projects
- Non-GT Programs
- Exchange